

Okie Blanchard, Cheyenne, WY

The Intersection Between Customization And Standardization

Zahner ImageWall perforated metal panels offer architects and designers the ability to create something unique and special for their projects. ImageWall can be used to enhance lobbies, decorate parking garages, refresh aging exteriors, or create partitioned outdoor spaces. ImageWall offers a variety of materials and finishes that can create warmth, contrast, color, separation, and privacy, depending on the design goals.

Imagewall Is Available In Four Standard Configurations

Drop & Lock™ with Mullion and Anchor

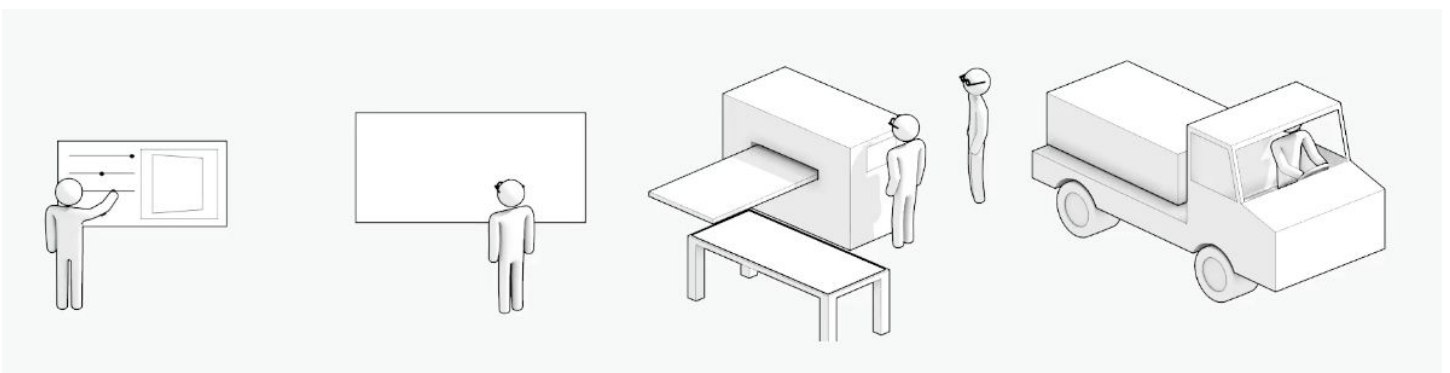
Double Return Long Span

Drop & Lock™ with Hat Channel

Double Return Short Span

Zahner assists architects and designers in choosing the most suitable configuration based on end-use and application. ImageWall's pre-configured engineering and manufacturing process allows it to be procured, produced, and shipped affordably and quickly.


Quick turnaround = Reduced risks in pricing fluctuation and scheduling



Seamless Transitions

Minimize panel borders to create a seamless image. We have developed processes to create seamless imagery (**Cross-Seam Perf™**), by enabling perforations to continue across a folded seam or joint. Similar panel systems often leave an unperforated border around each panel, obscuring imagery with a prominent panel grid. Zahner technology and craftsmanship ensure a high-impact display where boundaries and lines become undetectable at a distance.

Borders and seams can fragment an image



Cross-Seam Perf™ minimizes borders and seams



Product Finish Offerings

ImageWall is available in the following finishes:

Angel Hair®



Solanum®



Fluoropon 70% PVDF




Anodizing Class I




Drop & Lock™

Drop & Lock systems by Zahner use **Inverted Seam** technology to enable fast and sealant-free installation of metal panels and other hardware for architectural systems. The systems use a two-part process for installation and include all of the hardware needed to hang the panel system. In addition to ease of install, Drop & Lock panels are also easy to remove and allow maintenance access to the space behind the panels.

Drop & Lock with mullion & anchor



Exploded model of installed Drop & Lock Panel with mullion




Model of installed Drop & Lock Panel with mullion




Profile model of installed Drop & Lock panel with mullion

Drop & Lock with hat channel anchor



Exploded model of installed Drop & Lock Panel with hat channel



Model of installed Drop & Lock Panel with hat channel



Profile model of installed Drop & Lock panel with hat channel



Scan QR code to see Drop & Lock system in action

Double Return

ImageWall Double Return is the most versatile panel system. Panels are attached directly to the steel structures, or any other substructures designed and provided. With the Double Return system, the Designer will have the option to create the panel mount either horizontally or vertically.

There are two different variations

Long Span System

Long Span Panels have a broader flange to provide strength and rigidity to allow the panels to be fastened on the **short edge** only. Depending on the available substructure, panels can be installed in either vertical or horizontal orientation.

Short Span System

Short Span Panels have a thinner profile as the panels are fastened on the **long edge**. Depending on the available substructure, panels can be installed in either vertical or horizontal orientation. Double Return Short Span system is the most economical ImageWall option.



Summit Rooftop Lounge, Austin, TX





ImageWall Parameters

Pre-Engineering Systems		Drop & Lock	Double Return Short Span	Double Return Long Span
		1) with extrusion and angle anchor 2) with hat channel anchor		
Grid Size		1" - 3" O.C.		
Hole Size		0.188" to 2.875"		
Material Finishes	Stainless Steel:	Angel Hair®		
	Steel:	Solanum®		
	Aluminum:	2-coat solid color 70% PVDF coating		
		AAMA 611 Class I Anodizing		
Material Thickness	Stainless Steel:	0.075"		
	Steel:	0.075"		
	Aluminum:	0.090" and 0.125"		0.125"
Panel Face Width		40"		30"
Panel Face Length		96", 108", and 120" Drop & Lock @ 12" increments	96" to 120"	60" to 96"
Panel Face Depth		2.75"	2.5"	4"

*The options in this table represent our pre-engineered standard ImageWall offerings. Alternate materials, finishes, dimensions, shapes, and installation methods are available upon request.

